




District Report Card: 2017			
<b>State:</b> Odisha		<b>District:</b> Mayurbhanj	
<b>Class:</b> 8		<b>Subject:</b> Language	
<b>Schools:</b> 51		<b>Students:</b> 1437	


### Participation/Coverage


#### Students

<div>GENDER</div> <div></div>	Boys		Girls	
	Number	%	Number	%
	645	44.89	792	55.11

<div>AREA</div> <div></div>	Rural		Urban	
	Number	%	Number	%
	1322	92.00	115	8.00

<div>CATEGORY</div> <div></div>	SC		ST		OBC		GEN	
	Number	%	Number	%	Number	%	Number	%
	90	6.26	1033	71.89	265	18.44	49	3.41

<div>CWSN</div> <div></div>	LD	VI	HI	S&LD	ID	Oth
	4	2	1	1	2	1

<div>Management</div> <div></div>	Government		Government-aided	
	Number	%	Number	%
	1009	70.22	428	29.78

### Average Performance of Students in Language (%)

Overall	Gender		Area		Management		Social Group			
	Male	Female	Rural	Urban	Govt.	Aided	SC	ST	OBC	GEN
44.04	41.40	46.19	43.69	48.06	42.04	48.74	36.59	42.90	49.79	50.48

### Performance on Learning Outcomes (LOs)

Learning Outcomes	Description	Average Performance(%)
L813	Read textual/non-textual materials with comprehension and identifies the details, characters, main idea and sequence of ideas and events while reading	44.04

Range of Performance of Students who Answered Correctly							
Below 30%		30% - 50%		50% - 75%		Above 75%	
Number	%	Number	%	Number	%	Number	%
449	31.25	348	24.22	469	32.64	171	11.90

### Lowest Performing Learning Outcomes (LOs)

1 - Read textual/non-textual materials with comprehension and identifies the details, characters, main idea and sequence of ideas and events while reading (44.04)